

# William Levick Primary School Governor Parent/Carer Questionnaire Analysis Summary

## 1.0 Introduction:

The Governing Board at William Levick Primary School surveyed parents/carers in February and March 2018, following Parent's Evenings, to determine the current levels of satisfaction with the school. We currently have 134 families in the school community and received 85 completed questionnaires, giving us an overall survey sample size of 63%.

Parents/carers were asked to complete a single questionnaire where they had more than one child at the school and the responses were the same, or additional questionnaires where the responses were different for each child. Where parents/carers completed additional questionnaires, only 1 one was included to calculate the sample size above.

The report provides an analysis of the responses to the thirteen questions asked. Each question, with the exception of 'Question 13', included a statement and parents/carers were asked to tick the appropriate box, which indicated their level of agreement or disagreement against each one. The report provides parents/carers with an overview of completed questionnaire responses for the overall school. Further analysis of the data will take place in the school, to help identify trends and areas where further improvements can be made.

Parents/carers were also provided with an opportunity to write comments under each question, to provide additional feedback. Supporting comments have also been analysed, providing further invaluable feedback.

There were a small number of responses and comments made on the questionnaires, which the Governing Board may follow up, with the relevant parents/carers. This will help assist us in further clarification and understanding. Parents/carers are welcome to contact us if they would like to discuss their individual questionnaire response, by emailing the Chair of Governors at [chairofgovernors1@williamlevick.derbyshire.sch.uk](mailto:chairofgovernors1@williamlevick.derbyshire.sch.uk).

The Governing Board would like to thank parents/carers who took the time to complete the Questionnaire. This supports our objective of continuous improvement, listening objectively to feedback made and taking timely action where appropriate, to further improve children's learning and development outcomes across the school.

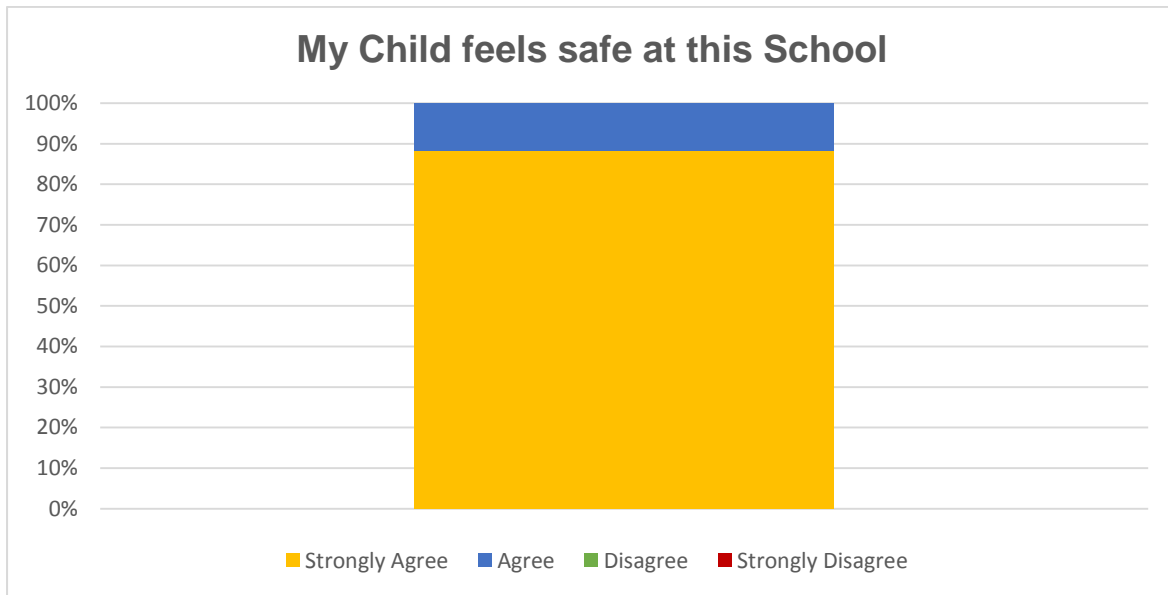
We would also like to thank parents/carers for taking the time to write so many positive comments on this year's survey. The feedback was exceptional. Children's names have been removed from the analysis of comments and these have been shared with the School's Senior Leaders and Staff.

There were a small number of constructive points raised and each one of these is being followed up with the School Senior Leadership Team, to see where further improvements can be made, where appropriate.

For parents/carers who were not able to complete the Questionnaire on this occasion, the Governing Board and Senior Leaders at the school will be happy to listen and respond to your feedback.

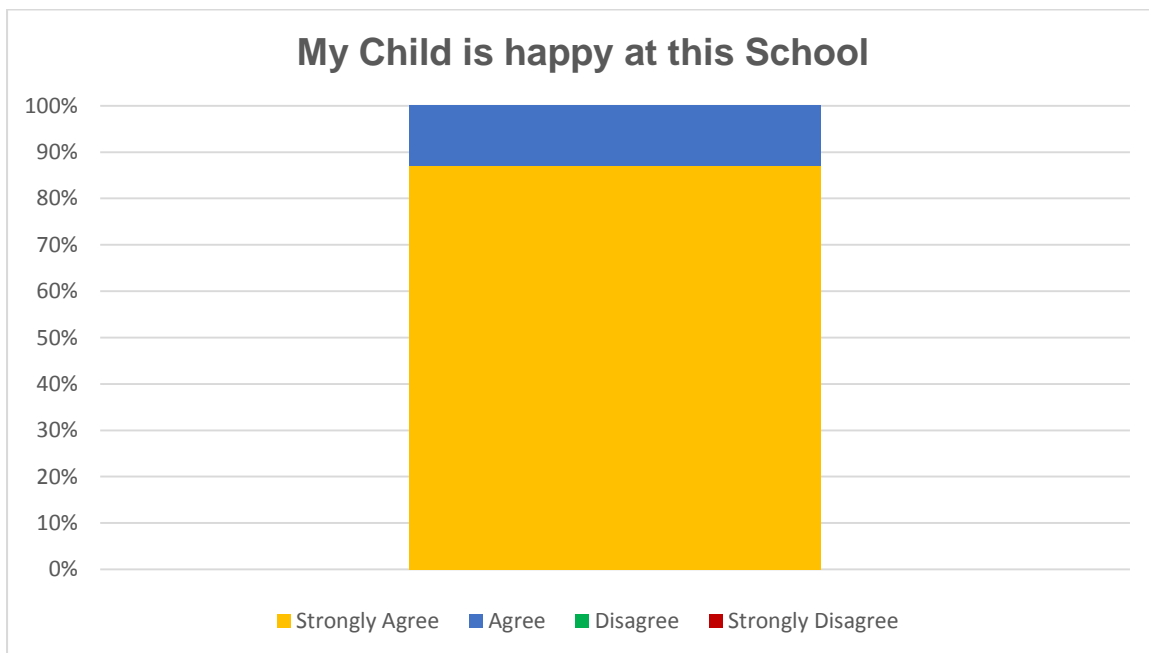
## 2.0 Questionnaire Analysis:

### Question 1:



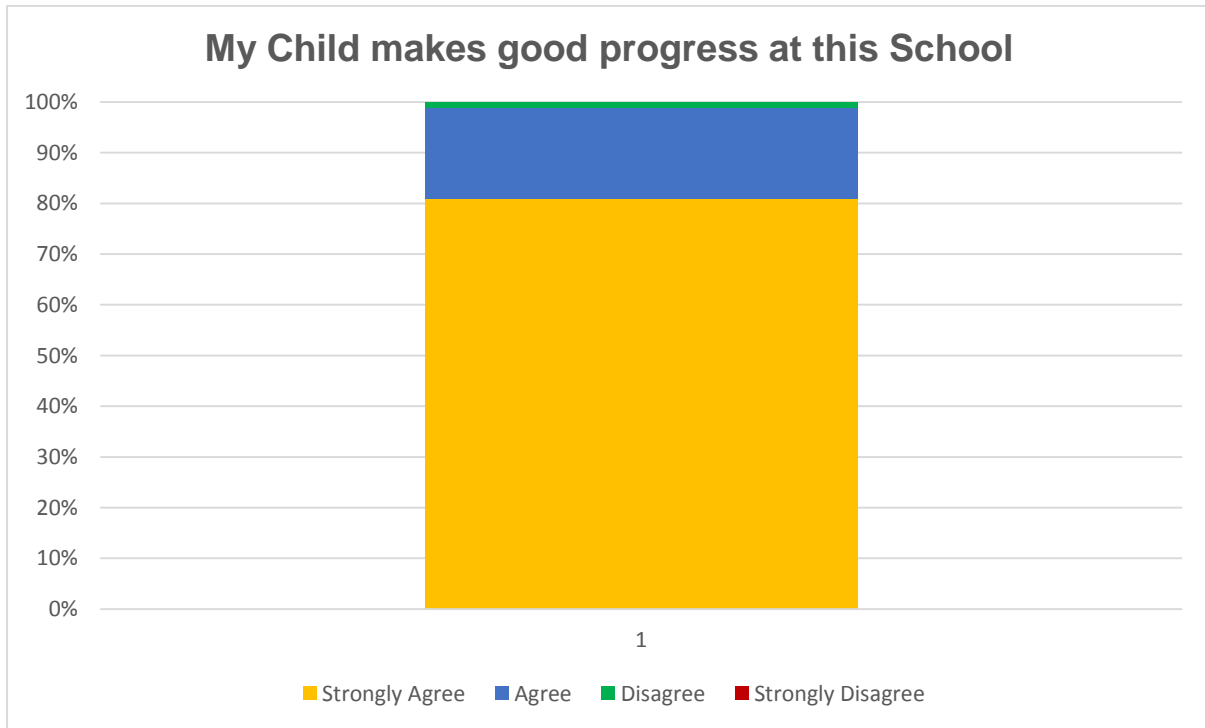
From the graph above it can be seen that 88% of parents/carers who responded to this question '**Strongly Agree**' with the statement, '**My Child feels safe at this School**', while 12% '**Agree**'.

### Question 2:



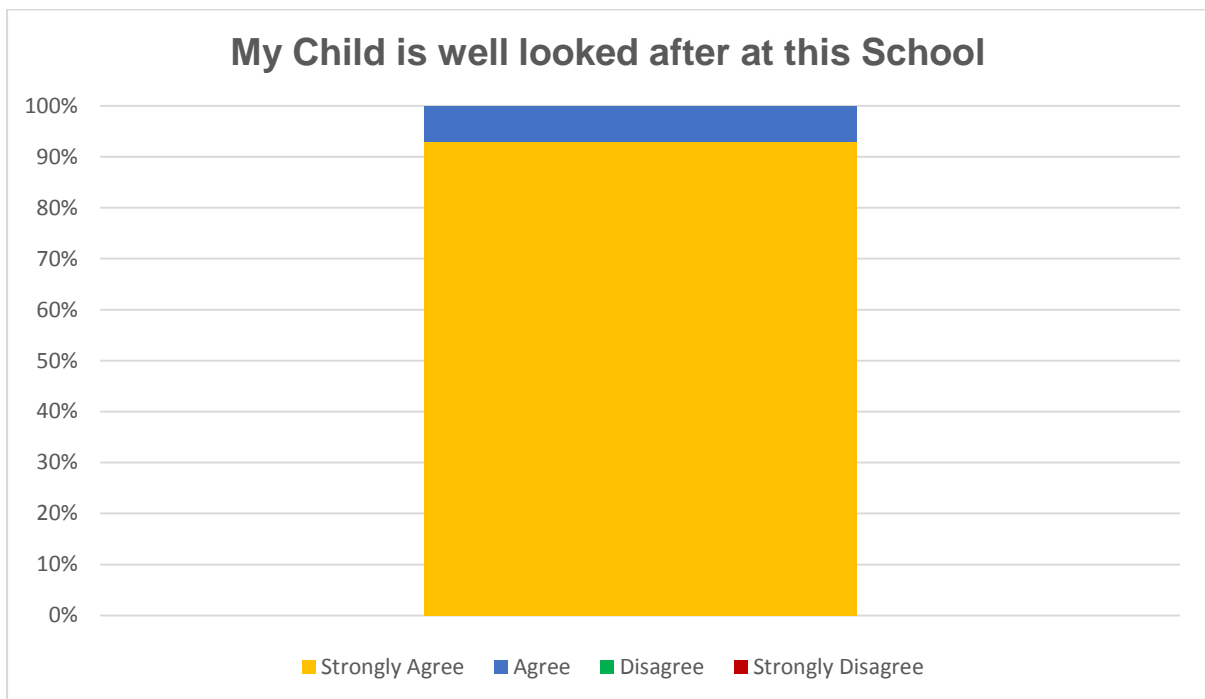
From the graph above it can be seen that 87% of parents/carers, who responded to this question '**Strongly Agree**' with the statement, '**My Child is happy at this School**', while 13% '**Agree**'.

**Question 3:**



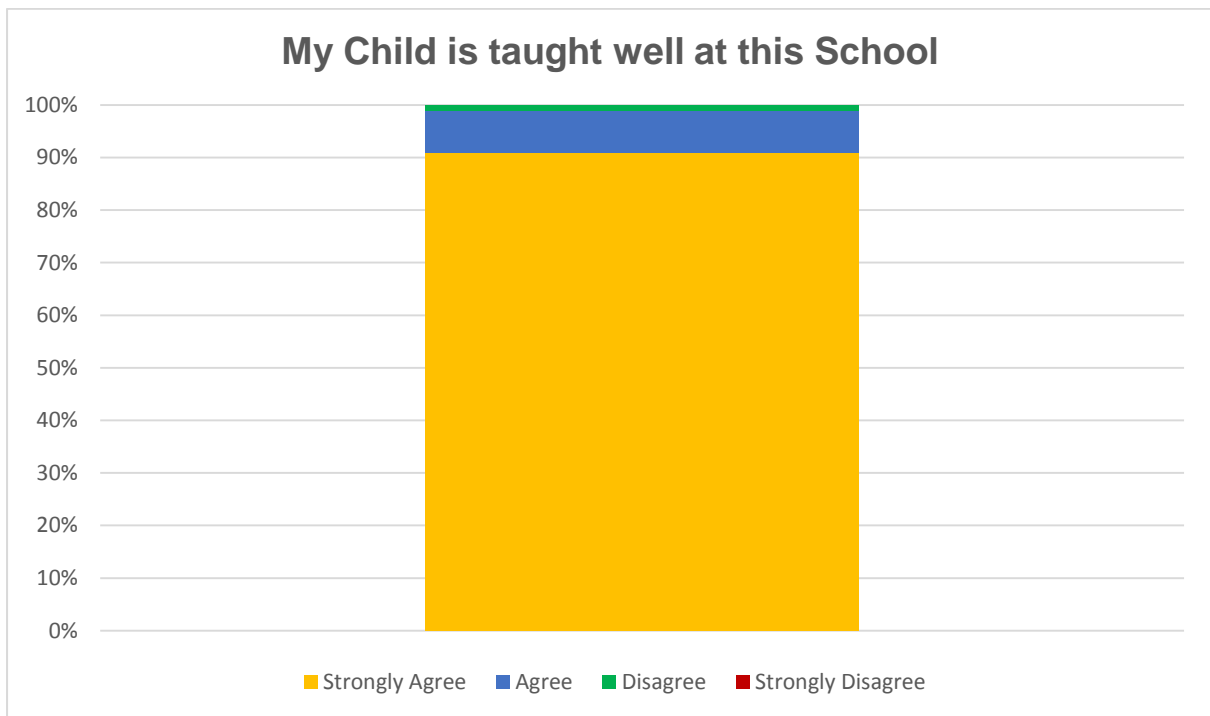
From the graph above it can be seen that 81% parents/carers who responded to this question '**Strongly Agree**' with the statement, '**My Child makes good progress at this School**', 18% '**Agree**', while 1% (1 parent/carer) '**Disagree**'.

**Question 4:**



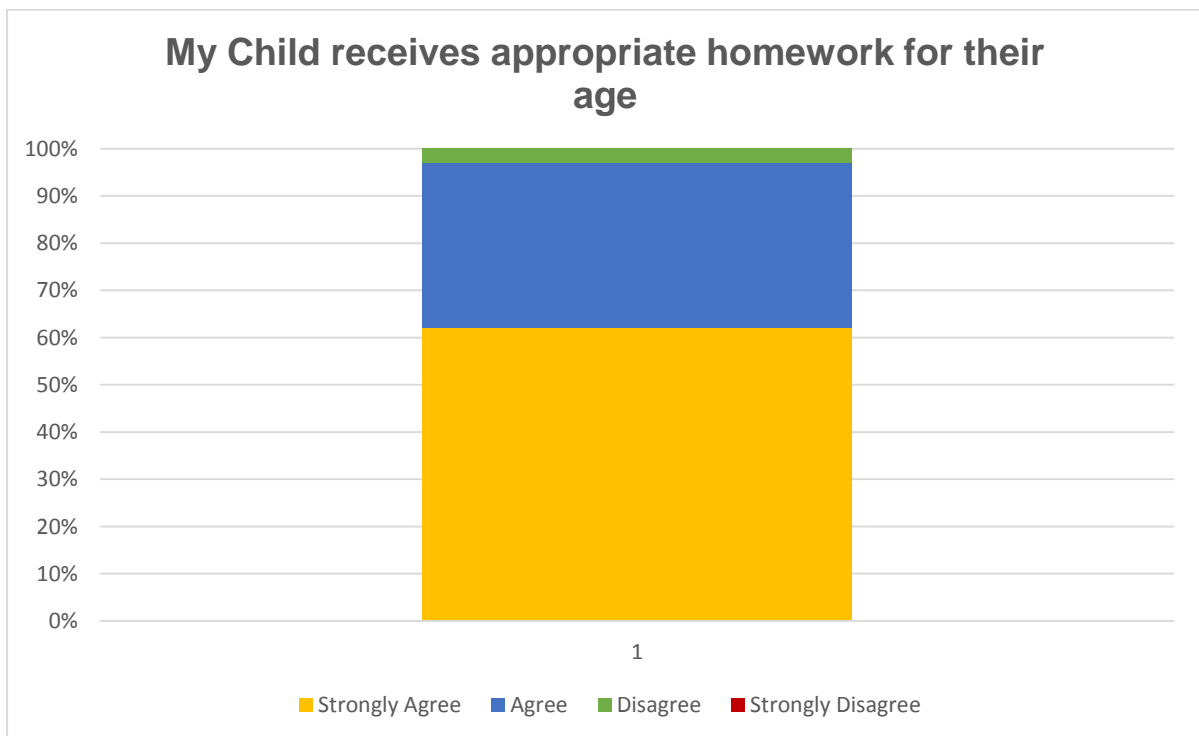
From the graph above it can be seen that 93% of parents/carers '**Strongly Agree**' with the statement, '**My Child is well looked after at this School**', while 7% '**Agree**'.

**Question 5:**



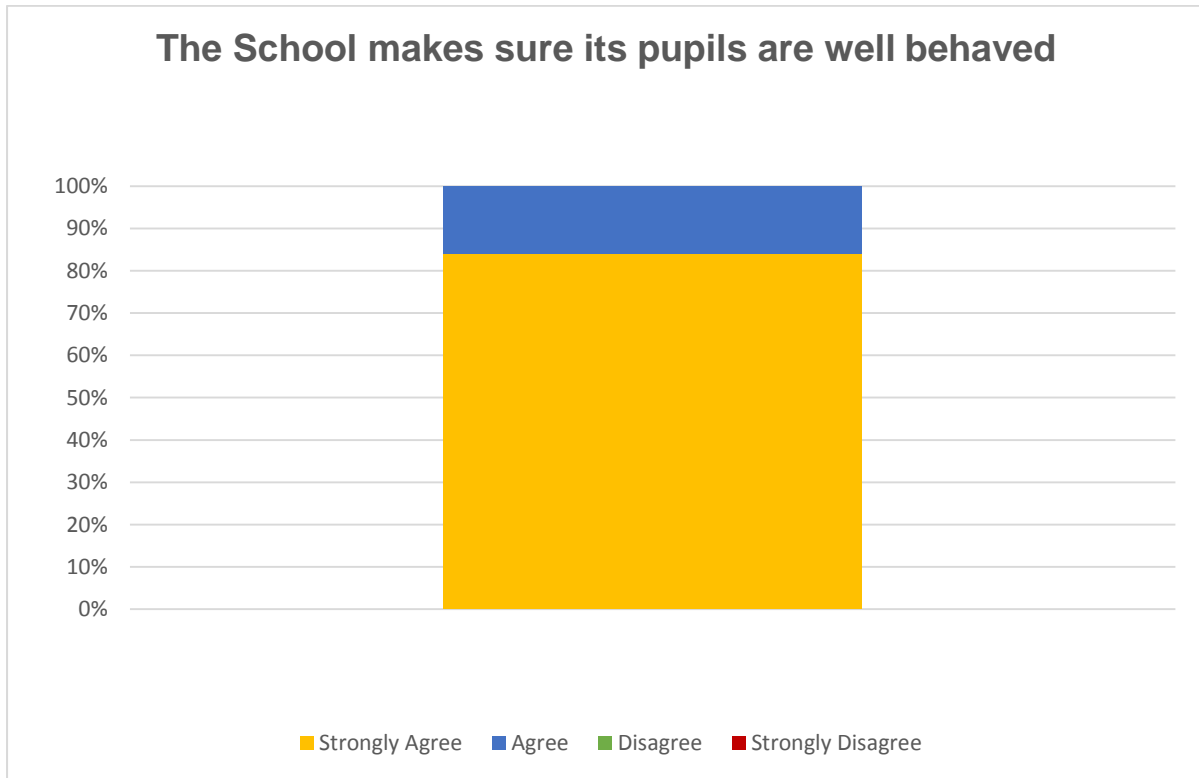
From the graph above it can be seen that 91% of parents/carers who responded to this question **'Strongly Agree'** with the statement, **'My Child Is taught well at this School'**, 8% **'Agree'**, while 1% (1 parent/carer) **'Disagree'**.

**Question 6:**



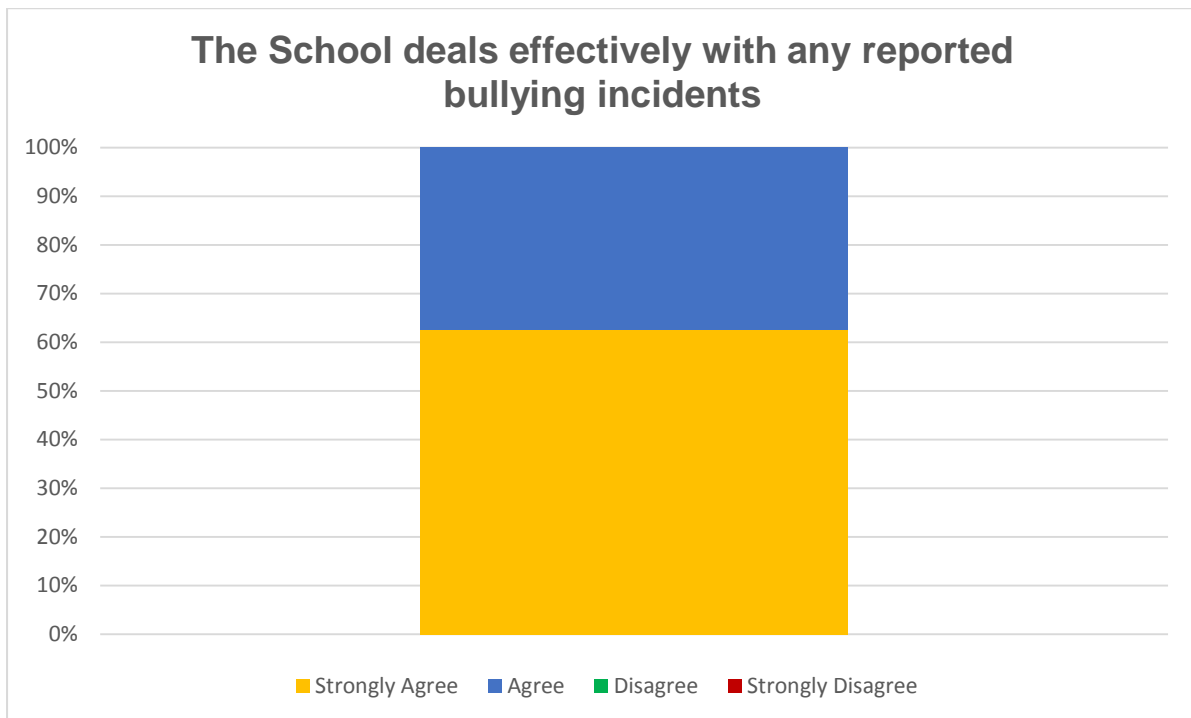
From the graph above it can be seen that 62% of parents/carers who responded to this question **'Strongly Agree'** with the statement, **'My Child receives appropriate homework for their age'**, 35% **'Agree'**, while 3% **'Disagree'**.

**Question 7:**



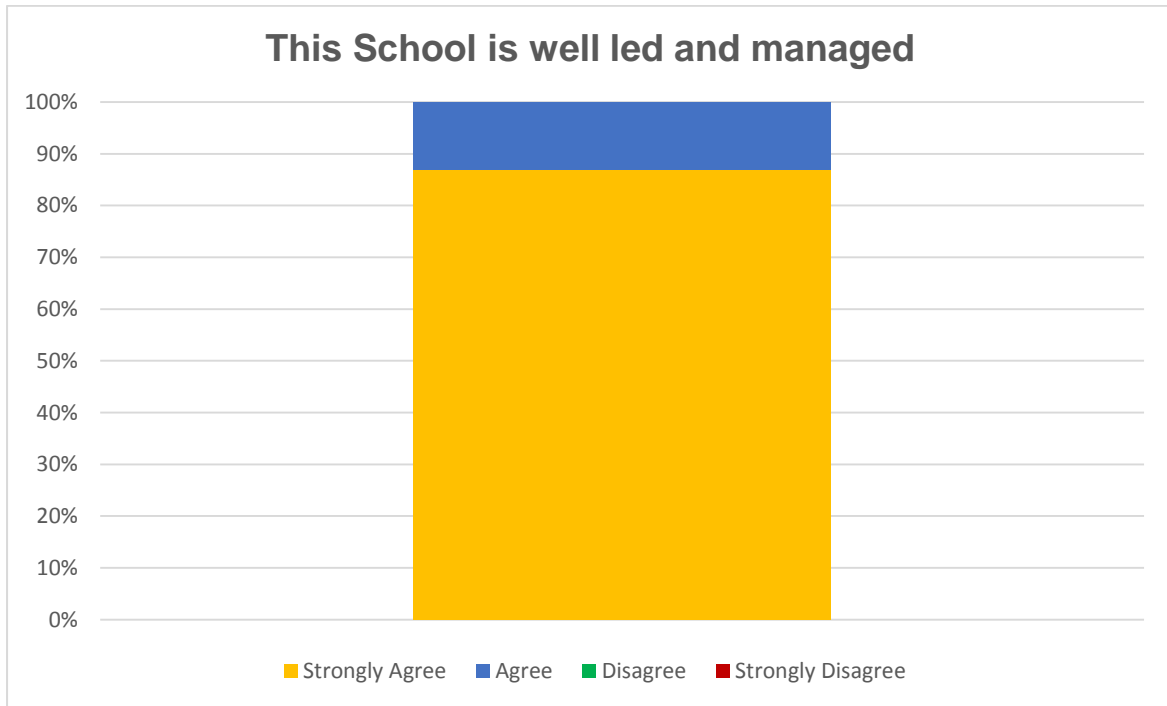
From the graph above it can be seen that 84% of parents/carers '**Strongly Agree**' with the statement, '**This School makes sure its pupils are well behaved**', while 16% '**Agree**'.

**Question 8:**



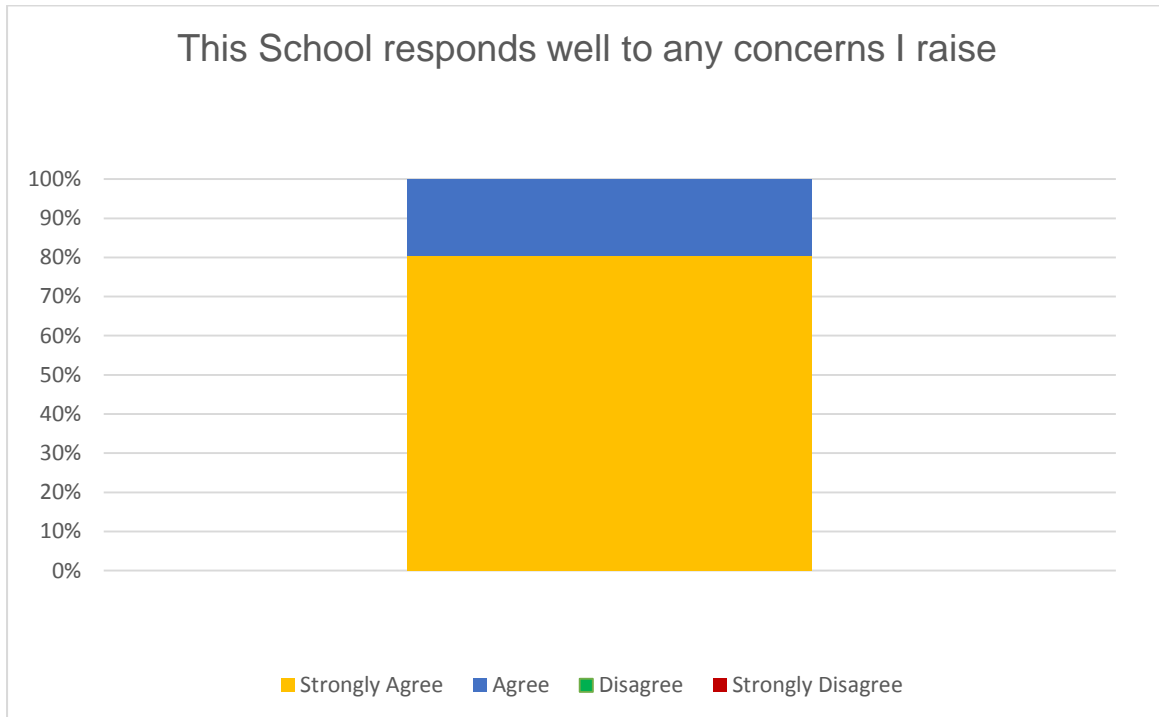
From the graph above it can be seen that 61% of parents/carers who responded to this question '**Strongly Agree**' with the statement, '**The School deals effectively with any reported bullying incidents**', while 39% '**Agree**'.

**Question 9:**



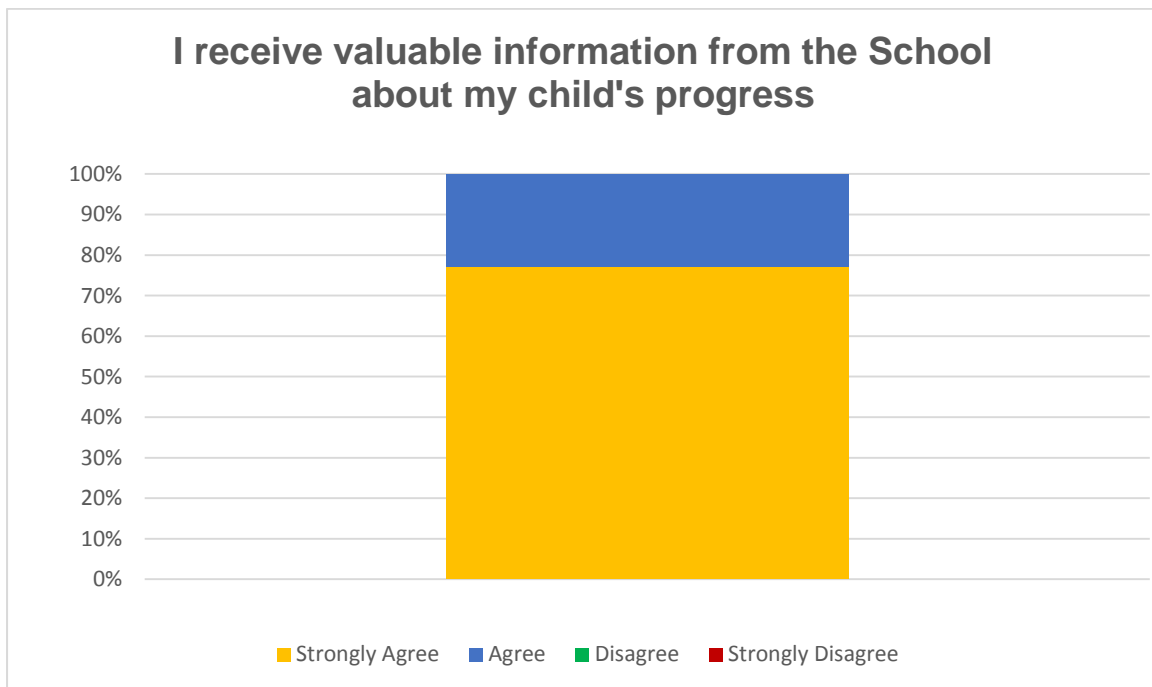
From the graph above it can be seen that 87% of parents/carers, who responded to this question '**Strongly Agree**' with the statement, '**This School is well led and managed**', while 13% '**Agree**'.

**Question 10:**



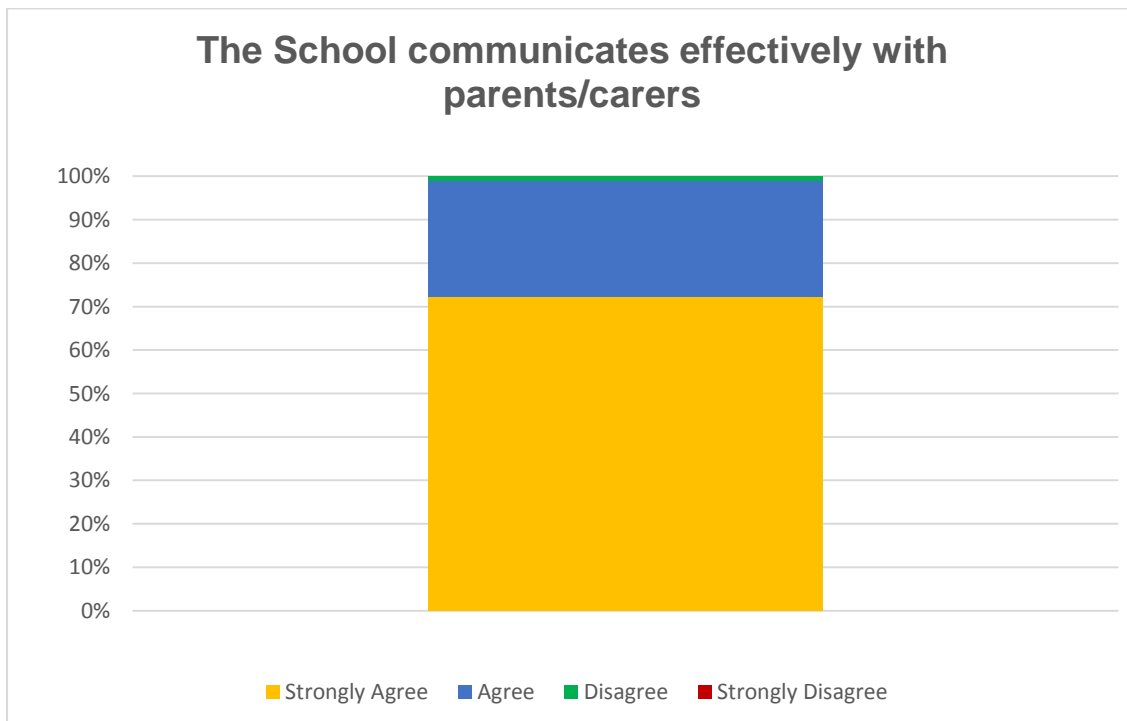
From the graph above it can be seen that 80% parents/carers who responded to this question '**Strongly Agree**' with the statement, '**The School responds well to any concerns I raise**', while 20% '**Agree**'.

**Question 11:**



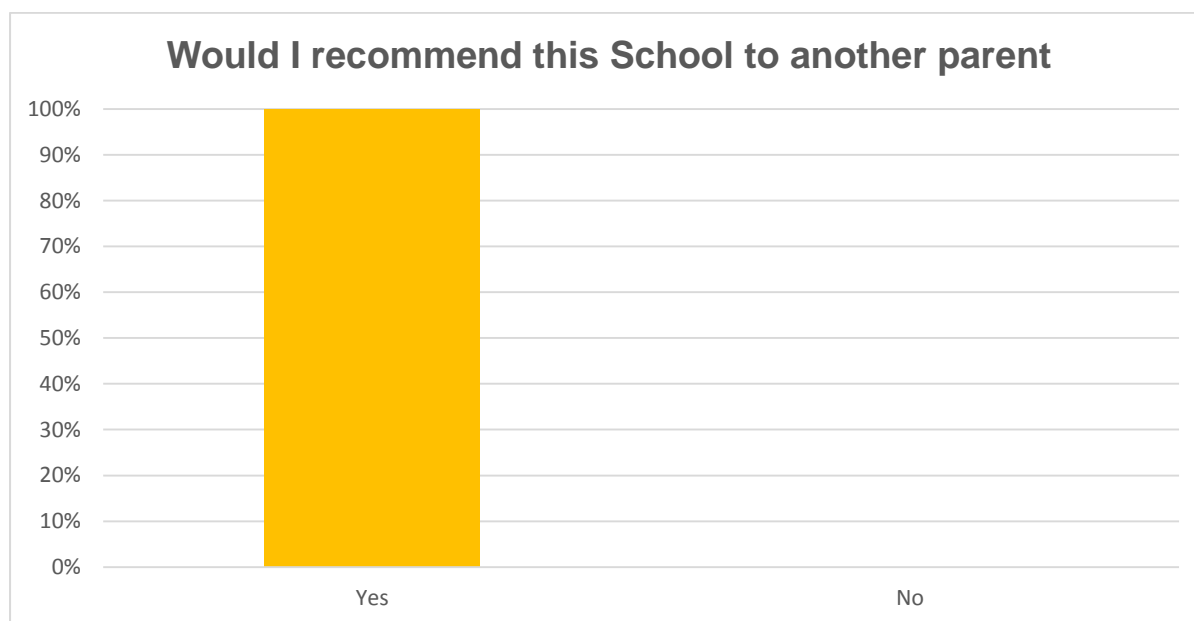
From the graph above it can be seen that 78% of parents/carers who responded to this question '**Strongly Agree**' with the statement, '**I receive valuable information from the School about my Child's progress**', while 22 % '**Agree**'.

**Question 12:**



From the graph above it can be seen that 73% of parents/carers who responded to this question '**Strongly Agree**' with the statement, '**The School communicates effectively with parents/carers**', while 26% '**Agree**' and 1% (1 parent/carers) '**Disagree**'.

### Question 13:



From the graph above it can be seen that 100% of parents/carers who responded to the question **'Would I recommend the School to another parent'**, would recommend the school to another parent.

The Governing Board would like to thank parents/carers once again for taking the time to complete the annual questionnaire and providing feedback that can be used to support further improvements across the school.

As a direct or part result of the survey, the Senior Leadership and Governing Board of the school are going to:

- Review the **'School Annual Event Calendar'**, while ensuring it is updated where applicable and / or events being effectively signposted to parents and carers, enabling time to plan attendance at school events. We will also continue to undertake an annual audit of electronic communication, ensuring parents and carers details are up to date and that communications are received.
- Continue to review and update the **'School Website'** regularly, ensuring it is an effective communication platform for parents and carers and that sign posting is clear, enabling documents to be located readily by users.

We will keep parents/carers updated on the above initiatives, with a target date for implementation being the Autumn Term 2018.

Please watch out for the Governing Board Newsletter, coming out in the Autumn Term, which will provide further information on the School's performance and ongoing initiatives.